



HEALTHY NATIVE YOUTH

CREATING “A COMMUNITY OF PRACTICE” TO SUPPORT:
HEALTHY NATIVE YOUTH

September 12, 2018, from 10-11am PST

Introductions





Workgroup Members

- Tribal Health Educators
 - Tribal Advocates
 - Teachers
 - School Counselors
 - University Partners
- Representatives from:
 - Tribal Epidemiology Centers
 - Indian Health Services
 - National Indian Health Board
 - Office of Minority Health
 - Bureau of Indian Education
 - Cardea
 - UNITY
 - Big Brothers, Big Sisters
 - Boys & Girls Club of American Native Services
 - Other Community-Based Organizations



Website Goals

1. Provide tribal health educators and teachers with a one-stop-shop to access age-appropriate, culturally tailored sex education resources for AI/AN youth
2. Prepare tribal health educators and teachers to deliver this content
3. Measure the reach and impact of our efforts



Today's Agenda

- **Background**
- **A Community of Practice**
- **Let's Check it Out:** *Healthy Native Youth* portal
- **How to Select a Curricula, using:**
 - Comparison Table
 - Curricula Tabs
- **Pros & Cons:** on choosing a curricula
- **Practice In Action – Getting Started!**

Background



HEALTHY
NATIVE
YOUTH

Reach: Since it's launch in Aug 2016

36,286 page views

13,504 sessions

9,007 users



2.69 pages/session

85%

new sessions

3:02 average session duration



Reach

● Sessions



Users

9,007



New Users

9,132



Sessions

13,504



Number of Sessions per User

1.50



Pageviews

36,286



Pages / Session

2.69



Avg. Session Duration

00:03:02

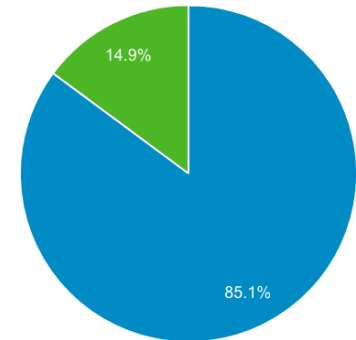


Bounce Rate

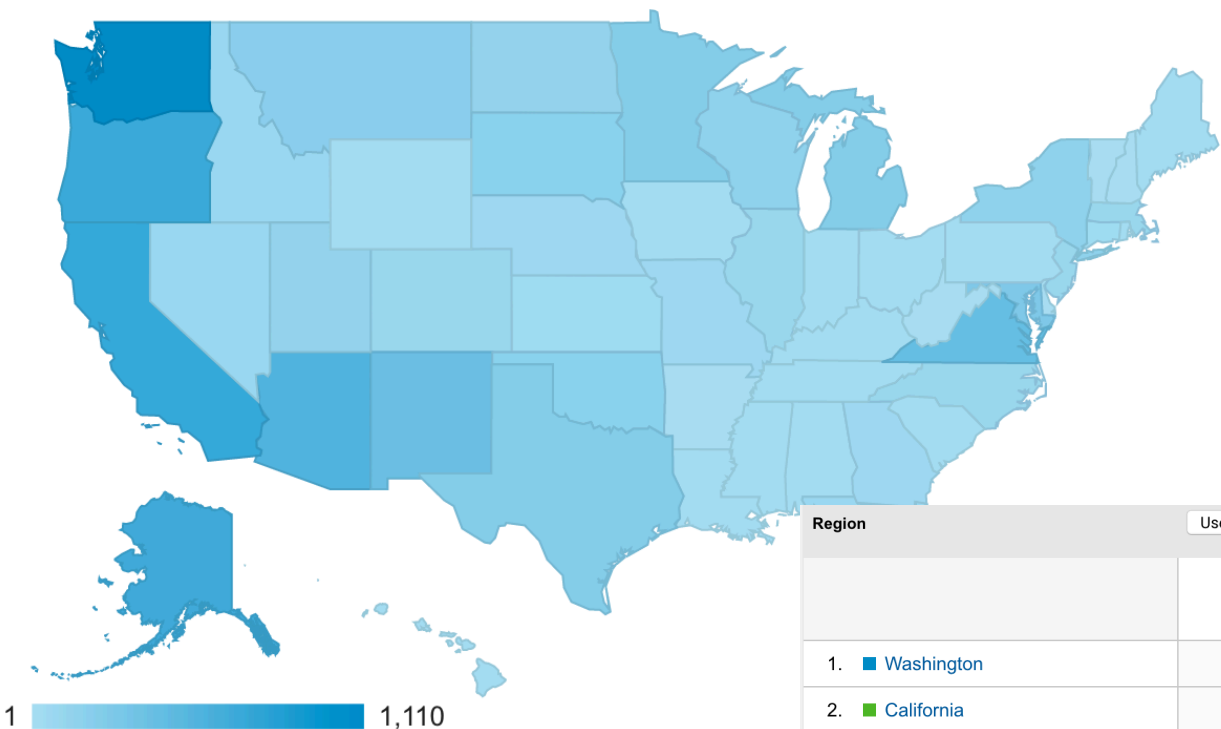
46.54%



■ New Visitor ■ Returning Visitor

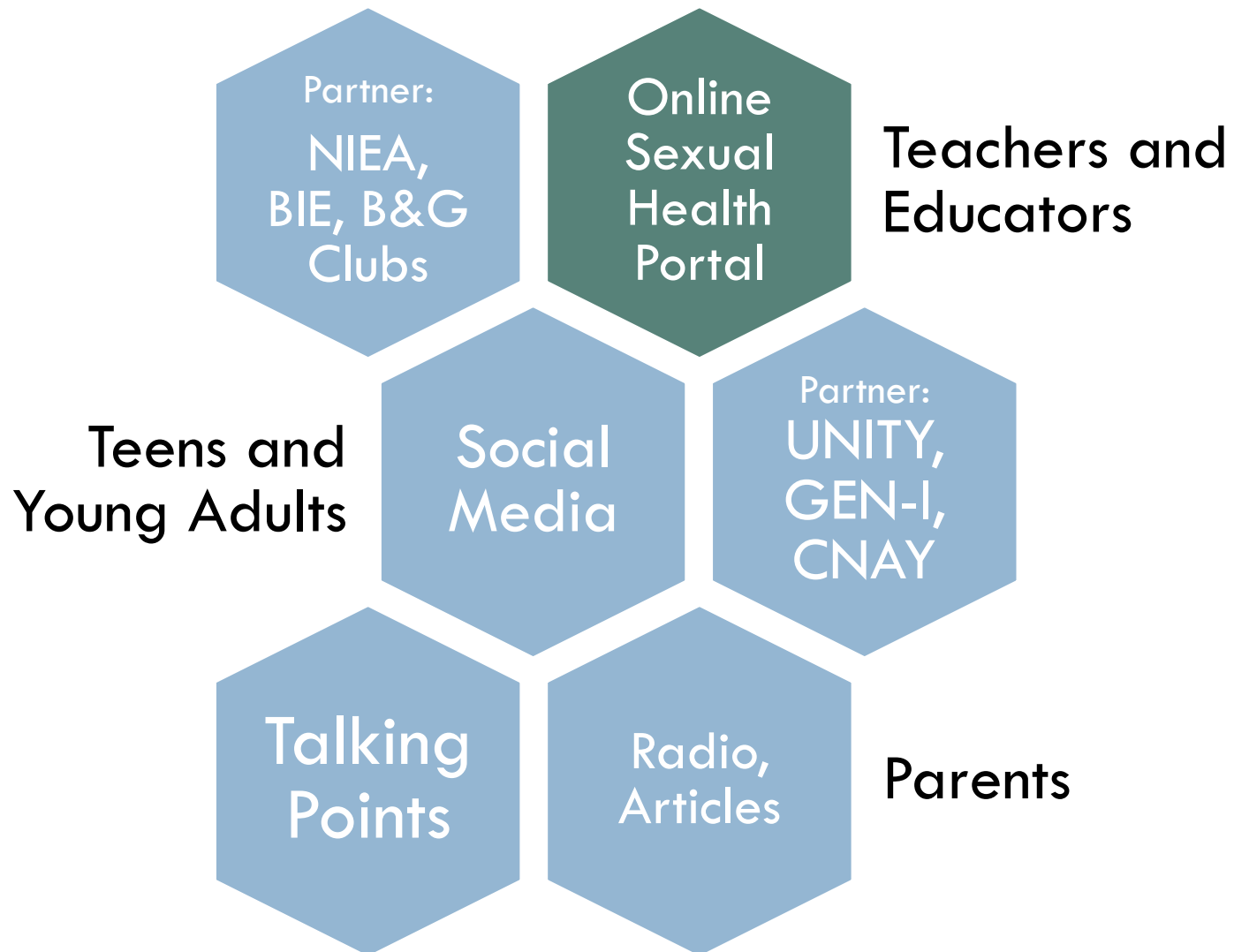


Reach



Region	Users	Users
	7,972 % of Total: 88.51% (9,007)	7,972 % of Total: 88.51% (9,007)
1. Washington	1,110	13.62%
2. California	719	8.82%
3. Oregon	692	8.49%
4. Alaska	666	8.17%
5. Arizona	555	6.81%
6. Virginia	419	5.14%
7. New Mexico	389	4.77%
8. Maryland	255	3.13%
9. Texas	234	2.87%
10. Michigan	225	2.76%

Communication Strategies



FEEDBACK

GIVE US FEEDBACK



We appreciate your feedback!

We'd like to track who is using curricula housed on the website, how many youth are being reached by each program, and improve your experience navigating the website. If you've subscribed to our listerv, we will ask you once or twice a year to return to this page to share your feedback. If you've decided not to use any of the programs on the site, that's helpful to know too. **The survey will take approximately 10 minutes to complete.**

First Name *

Last Name *

Email Address *

First, please tell us a little about yourself.

1. With what school, organization, or community are you affiliated? *

2. What is your role in your school, organization, or community? *

☐

Teacher

CURRICULUM SUBMISSION FORM

GIVE US FEEDBACK



Step 1 of 3

ABOUT THE PROGRAM

Health Categories (Check all that apply) *



- ☐ Sexual Health
- ☐ Healthy Relationships
- ☐ Alcohol and Drug Prevention/Cessation
- ☐ Tobacco Prevention/Cessation
- ☐ Violence or Bullying Prevention
- ☐ Suicide Prevention/Mental Health Promotion
- ☐ Other Healthy Life-Skills

Age Group Designed for *

▼ Select One

Evidence of effectiveness (Check all that apply)



- ☐ Tribal Best Practice
- ☐ Best Practice
- ☐ Promising Practice
- ☐ Leading Practice
- ☐ Emerging Practice

Endorsements (Check those that apply)



- ☐ N/A
- ☐ CDC's HIV Effective Interventions
- ☐ OAH's Evidence-Based Programs
- ☐ National Campaign to Prevent Teen Pregnancy's

HAVE QUESTIONS?

The submission form is 3 pages long. Information entered into the form will automatically be saved so you can come back to complete it later (cookies required). If you have any questions during the submission process, or if you're not sure your program meets our criteria, please email scraig@npaihb.org before submitting the form.

Learn more about the [submission process and eligibility criteria](#).

NOTE: The site currently includes sexual health curricula, but we are

Group Introductions



Use the Chat Box to tell us:

- Your Name
- Your role
- How long you've been at it
- Email Address

What is “A Community of Practice”?



Communities of Practice are groups of people who share a concern or a *passion* for something they do, and learn how to do it better as they interact regularly (in our case – monthly).

Three characteristics: a domain (shared identity), a community (who share & help), and a practice.

How Can Collaboration Serve our Youth?

- A mechanism for **collective action**
- A space to **SHARE Strengths and Expertise**
- **HELP**, it: enables another person to solve a problem, to accomplish something, or make something easier
- **PRACTICE**, involves: regular interaction to develop and share tools, concepts, resources, and capabilities for dealing with recurring problems and opportunities





Community of Practice Goals

Second Wed of every month @ 10-11am PST	Community of Practice Focus
September 12 th	Using HNY to Select A Curriculum
October 10 th	Organizational Approval/ Youth Recruitment
November 14 th	Implementation Planning/ Fidelity Monitoring
December 12 th	Parent Engagment/ How to Answer Parent Questions
January 9 th	Youth Engagement: Social Media, Text Messaging
February 13 th	Technical Assistance for Selected Curriculum
March 13 th	Cultural Connectedness: Supporting curriculum with Enhancement Activities
April 10 th	LGBTQ2S Inclusion
May 8 th	Technology: Trouble-shooting Tech Issues for Online Curricula
June 12 th	Tap into Online Resources: We R Native & I Know Mine
July 10 th	Stay Connected: Community Engagement
August 14 th	HNY Feedback Session

Rolling Topic Ideas...This is OUR Time

Can Add or Replace

- Finding the Time: Time Management Strategies
- Outside the Classroom: Managing Extra Curricular Activities (Behavior Management)
- Cultural Competency
- New to the Rez: Becoming an Ally- Understanding & Working with Tribal Communities
- Trauma Informed Practices
- ETHICS/ Human Subjects Research Training



What's Most Relevant to You?

Second Wed of every month @ 10-11am PST	Community of Practice Focus
September 12 th	Using HNY to Select A Curriculum
October 10 th	Organizational Approval/ Youth Recruitment
November 14 th	Implementation Planning/ Fidelity Monitoring
December 12 th	Parent Engagement/ How to Answer Parent Questions
January 9 th	Youth Engagement: Social Media, Text Messaging
February 13 th	Technical Assistance for Selected Curriculum
March 13 th	Cultural Connectedness: Supporting curriculum with Enhancement Activities
April 10 th	LGBTQ2S Inclusion
May 8 th	Technology: Trouble-shooting Tech Issues for Online Curricula
June 12 th	Tap into Online Resources: We R Native & I Know Mine
July 10 th	Stay Connected: Community Engagement
August 14 th	HNY Feedback Session

Use the Chat Box to tell us what you think...

Other Topics...

- Finding the Time: Time Management Strategies
- Outside the Classroom: Managing Extra Curricular Activities (Behavior Management)
- Cultural Competency
- New to the Rez: Becoming an Ally- Understanding & Working with Tribal Communities
- Trauma Informed Practices
- ETHICS/ Human Subjects Training

Let's Check it Out!



HEALTHY
NATIVE
YOUTH

[find curricula](#)

RAISING HEALTHY NATIVE YOUTH

THROUGH CULTURALLY RELEVANT HEALTH EDUCATION

ENGAGING. RELEVANT. EFFECTIVE.

Healthy Native Youth promotes age-appropriate health curricula designed for American

How to Select a Curricula



HEALTHY
NATIVE
YOUTH

SEXUAL HEALTH CURRICULA

GIVE US FEEDBACK



COMPARE CURRICULA



VIEW:



FILTER YOUR SEARCH

FINDING THE RIGHT CURRICULA



MULTIMEDIA CIRCLE OF LIFE (MCOL)

Ages
Middle School

Program Setting
Flexible

VIEW MORE



NATIVE IT'S YOUR GAME

Ages
Middle School

Program Setting
Flexible

VIEW MORE



NATIVE STAND

Ages
High School

Program Setting
Flexible

VIEW MORE

To be effective, health curricula must be age-appropriate, culturally-relevant, and reflect the values and learning styles of the learners being taught. Finding curricula that meet these requirements for American Indian and Alaska Native youth can be challenging. *Healthy Native Youth* is a one-stop-shop for educators and health advocates who want to expand learning opportunities for youth.

Click on the program name to learn more about each curriculum, including intended age-group, where it can be implemented, and how much time will be required. Lesson plans, handouts, and supplemental materials are also listed there. Many include recorded videos and webinars to help prepare educators to facilitate each program. Finally, we provide information about how the program was designed or adapted, and evaluated with AI/AN youth.



NATIVE IT'S YOUR GAME

GIVE US FEEDBACK



COMPARE CURRICULA



ABOUT

TRAINING

LESSON PLANS

SUPPORTING MATERIALS

CULTURAL RELEVANCE

EVALUATION

REFERENCES

ABOUT THIS PROGRAM

Updated: 09/19/2016

Native It's Your Game (Native IYG) is a web-based HIV, STD, and pregnancy prevention curriculum for American Indian and Alaska Native (AI/AN) youth ages 12-14. Native IYG is comprised of thirteen 30-50 minute interactive lessons, which can be used in the classroom, or as an extracurricular program. The program teaches about healthy relationships, life skills, communication, and refusal skills using interactive activities, videos, games, personalized "journaling" activities, tailored feedback, and individually tailored activities. It emphasizes abstinence, but also teaches learners how to protect themselves from pregnancy and sexually transmitted infections using medically accurate information.

AGE GROUP DESIGNED FOR: Middle School

LGBT INCLUSIVE: Yes

PROGRAM SETTING: Flexible

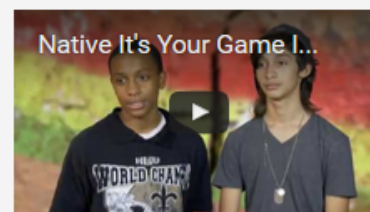
DURATION: 13 lessons (30-50 minutes each)

COST TO PURCHASE: Free

TEACHER TRAINING OR CERTIFICATION REQUIRED: No

STUDENT TO TEACHER RATIO: Any

PROGRAM OUTCOMES: Increased reasons not to have sex; Increased STI and condom knowledge; Increased condom availability self-efficacy; Increased condom use self-efficacy.


**DOWNLOAD PROGRAM
FACT SHEET**

COMPARE

GIVE US FEEDBACK




COMPARE

SHOW ALL

Check the programs you wish to compare. Then click the "Compare" button.

Name	Age	Program Setting	Duration	Cost	Student/Teacher Ratio	Certification Required	Evidence of Effectiveness	Endorsement
<input type="checkbox"/> Multimedia Circle of Life (mCOL)	Middle School	Flexible	7 online lessons @ 20 min each + 7 group lessons @ 45 min each	Free	15:1	No	Leading Practice	Office of Minority Health
<input type="checkbox"/> Native It's Your Game	Middle School	Flexible	13 lessons (30-50 minutes each)	Free	Any	No	Promising Practice	It's Your Game...Keep It Real is recognized as a Tier 1 intervention by TPP and by What Works 2010.
<input type="checkbox"/> Native STAND	High School	Flexible	27 sessions (90 minutes each)	Free (plus cost of materials for class activities, roughly \$500)	20:2	No	Leading Practice	N/A,
<input type="checkbox"/> Native VOICES	High School, Young Adults	Flexible	1 lesson at 35 minutes; 1 lesson at 75 minutes; or 5 lessons at 60 minutes apiece	Free	Up to 75:1	No	Best Practice	CDC's HIV Effective Interventions,

What do you look for in a curriculum?



Use the Chat Box
to tell us what
you think...

Selecting Your Curricula: The Pro's & Con's



HEALTHY
NATIVE
YOUTH

Pro's & Con's

Pro's

- ❑ Time
- ❑ Implementation Site
- ❑ Staff Experience/
Training
- ❑ No/ Low Cost
- ❑ HNY Funding Support
- ❑ Technical Assistance
- ❑ Parent & Youth
Engagement

Con's

- ❑ Time
- ❑ Implementation Site/
Equipment
- ❑ Tribal/ School
Approval
- ❑ Community Support/
Trust
- ❑ Parent & Youth
Engagement

What concerns do you have about selecting a curriculum?



Use the Chat Box
to tell us what
you think...

Practice in Action



HEALTHY
NATIVE
YOUTH

Getting Started...Preparing for Approval



CSH&PDS: Choosing And Maintaining Effective Programs for Sex Education in Schools




I. Key district/school staff information

[List the names of vital district/school staff members, their contact information, and their role within the district/school. Vital staff includes staff who may be involved in the planning of any sexual health education program or tracking of student data.]

Organization Staff		
Name & Role Within District/School	Contact e-mail/phone number	Comments

II. Understanding your student population

Demographics

[Complete this section to describe your  or school's population. This information will assist you in selecting a sexual health education program that fits your target population. Estimate the percent distribution in each of the following categories. Recommended data sources: District Accountability and Research Department; Student Services; Texas Education Agency.]

Characteristic	Percent %
Race/Ethnicity	
White/Caucasian, Non-Hispanic	
Black/African American, Non-Hispanic	
Hispanic/Latino	
American Indian/Alaska Native	
Asian/Pacific Islander	
Other	
Age group	
10-13	
14-15	
16+	
Gender	
Male	
Female	
Primary Language	
English only	
Spanish only	
Language other than English	
Don't know	
Free/Reduced Lunch	
Percent who qualify for free or reduced lunch	

Data source: <Insert data source>



CSH&PDS: Choosing And Maintaining Effective Programs for Sex Education in Schools



Parent Poll Checklist

The following checklist is a summary of recommended steps and can be used as an aid in planning throughout the survey process:

Completed Y/N	SUMMARY OF STEPS
	Develop parent survey items See questionnaire for sample items
	Decide and plan the logistics of survey administration Determine how, where, when and with whom the survey will be administered
	Format or program the parent survey Pilot-test if necessary (e.g. test electronic delivery if emailing surveys)
	Obtain approval for parent poll E.g. Approval may be required from the school district or SHAC
	Administer parent poll Send reminders to non-respondents if applicable
	Analyze data Seek outside assistance if needed to aid with analysis
	Compile data into a written report and presentation materials See examples of how to present results in the instruction section of this tool
	Present findings to key stakeholders See factsheet "Communicating Effectively" for tips on how to communicate your findings

Community Needs Assessment

Parent Poll

What do we KNOW? What can we SHARE?



Use the Chat Box
to tell us what
you think...



HEALTHY NATIVE YOUTH



www.healthynativeyouth.org



[@healthyN8Vyouth](https://twitter.com/healthyN8Vyouth)



Listserve: Text "YouthNews" to 22828



Text Message: Text "Healthy" to 97779



fb.com/HealthyNativeYouth



native@npaihb.org

Promotional Materials



**HEALTHY
NATIVE
YOUTH**

 www.healthynativeyouth.org
 [@healthyN8Vyouth](https://twitter.com/healthyN8Vyouth)
 Listserve: Text "YouthNews" to 22828
 Text Message: Text "Healthy" to 97779
 fb.com/HealthyNativeYouth
 native@npaihb.org



ENGAGING. RELEVANT. EFFECTIVE.

HealthyNativeYouth.org is a one-stop-shop to expand learning opportunities for Native youth. The site includes curricula, trainings, and tools to help you deliver age-appropriate health programs.



Next Steps/ Collaboration...



□ **Homework:**

What is the process for getting a curriculum approved in your community?

□ **Who Can I invite to the next call?**

Organizational Approval/ Youth Recruitment

October 10th (Wed.), 10-11am PST

Thank you! Questions?

Contact:

Amanda Gaston, MAT
agaston@npaihb.org



This project is funded by the Indian Health Service HIV and behavioral health programs. This work is also supported with funds from the Secretary's Minority AIDS Initiative Fund.



HEALTHY
NATIVE
YOUTH